

L. E. JURRAS' AUTO MAG Vol. 2, No. 11/Feb. 1975

NEWSLETTER

Official Publication of the Club de Auto Mag Internationale, Inc.

Rotary Bolt



by **LEE E. JURRAS**

One of the most comprehensive gun books and certainly one to become the standard reference work for the serious amateur/semi-professional pistolero, is George C. Nonte Jr.'s latest literary gem entitled "PISTOLSMITHING", published by Stackpole Books. George has all the credentials for a book of this type; when judged by his peers on the mechanics of the one hand gun, he stands in a class alone. I had the honor of collaborating with George on portions of this book, and the privilege of writing Chapter 21, entitled "Tuning Autos for High Performance Loads".

In effect, Chapter 21 was written to cover tuning and modifications of those handguns whose basic actions were designed 30-50 years ago, but yet can be used, when so modified, with today's modern high performance handgun ammo. Auto Mag, the first modern concept in a hunting handgun, must certainly be considered a high performance handgun whose cartridges are very obviously high performance high intensity loadings. However, there are several instances in Chapter 21 which might or could be applicable for fine tuning the Auto Mag.

I am oft questioned about the terminology "tune-up". "What is a tune up? Is it necessary? Why, on a \$500.00 handgun must I spend \$200.00 more?" No, it's not absolutely necessary any more than it is to keep your car in fine tune. Custom tuning, when applied to any form of handgun would be comparable to taking a high performance street machine and tuning it for the weekend drags. In other words; when buying a tune-up, you are paying for the

specialist's hand labor, that will offer you the most performance and reliability for your gun.

I propose in the next several issues to describe and illustrate some of the finer points of custom tuning the Auto Mag. Many of these steps can be carried out by the average individual, some will find other steps better handled by the experienced metal worker and some best carried out only by an experienced pistolsmith. Many steps are rather insignificant when done individually, however they do play an important part when combined with several other features. Many of the modifications I will cover pertain to older models and some have since been incorporated at the T.D.E. factory and are in existence in present production models. This issue will cover custom tuning the Auto Mag magazine.


LEJ

NOTICE
EFFECTIVE JULY 1, 1975, THE
NEW ADDRESS WILL BE:

CLUB de AUTO MAG
INTERNATIONALE, INC.

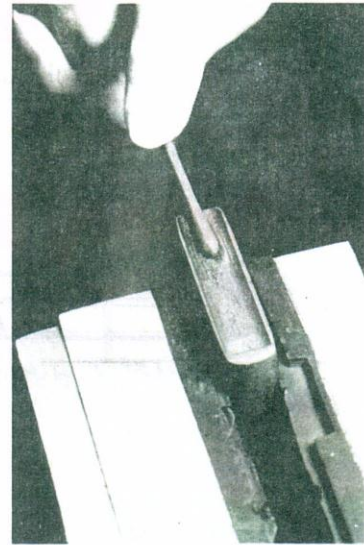
P. O. BOX 846
ROSWELL, N.M. 88201

#1



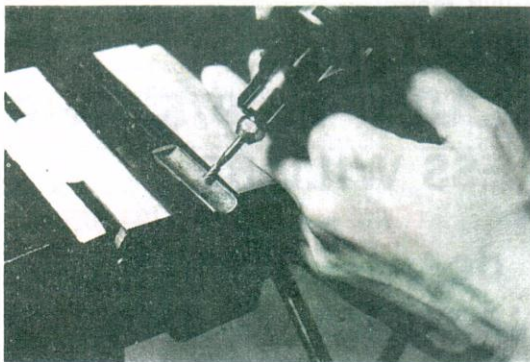
Placing your magazine over a bench block, use a 1/8" punch to remove the follower pin. The pin is serrated and a firm blow is required to remove it. Make note for replacement; the follower pin extends approximately 3/32" from the magazine to engage the arm on the holdpen assembly #34.

#2



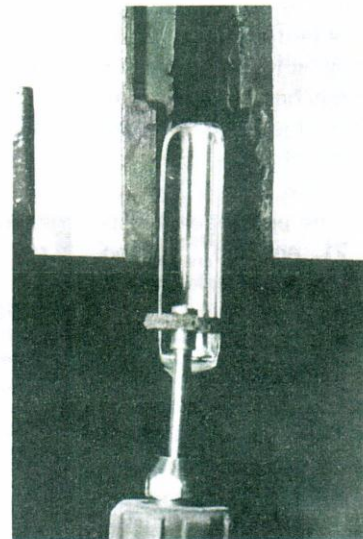
Using a file or emery wheel point on a Dremel moto-tool, remove any casting flaws. Pay particular attention not to change follower configuration, but remove only casting flaws.

#3



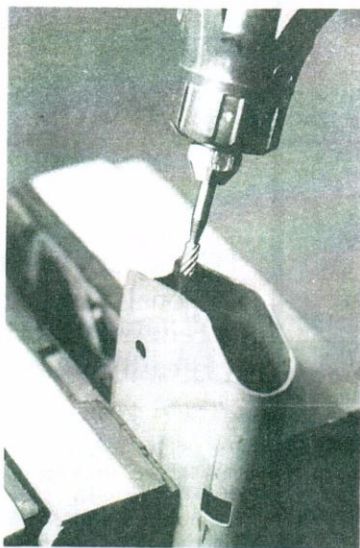
Using a high speed steel cutter or a Swiss pattern file, break the edge of the follower ears. Again, pay particular attention not to change the height of the follower ears, but only to break the edge in order to form a smooth radius.

#4



Although the finish polish on the follower may be obtained with a piece of dowell and crocus cloth, a Cratex tipped Dremel tool greatly speeds the operation and makes the job more professional. A medium and/or fine rubberized abrasive polishing wheel will give a mirror finish to the bottom of the follower ears; this will allow the cartridges to strip from the magazine on a glass smooth surface.

#5



Using a high speed steel cutter or a Swiss pattern file, radius the edge of the magazine ears. Again, do not change the configuration of the magazine ears, but we are only trying to remove the sharp edge. This is a rather delicate operation, so proceed with caution.

#6




Using a Cratex rubberized abrasive tip, remove all file or grinder marks and polish to a smooth radius.

#7



As an option, for appearance sake, you can buff the exterior of the magazine on any standard buffing wheel.

#8



Carefully clean the interior of the magazine and magazine spring, removing all traces of residue and oil. Apply a thin coat of Moly Dry Film Lubricant to the interior of the magazine and the magazine spring. My experience has been in the Auto Mag that this dry film lubricant is superior to any of the oil or grease lubricants. Your magazine is now ready to re-assemble.

Classified

T.D.E., El Monte Auto Mag, mint, S/N A05440, 44AMP - \$475.00. Contact Stephen K. Bonnet, 208 W. 3rd. St., Del Rio, TX 78840

North Hollywood .44 AMP, S/N A047XX, custom finish on frame, two mags plus mag pouch, RCBS dies plus case forming dies, mag-na-ported barrel, black sights, tuned trigger, clip depressor. \$500.00 plus shipping. Write John R. Sulzer # 0175, 156 S. Mulberry St., Chillicothe, OH 45601

L. E. Jurras .44 AMP Ser No. LEJ-100X; High Standard .44 AMP, Ser. No. H200; Mod. 180 .44 AMP Ser. No. A00300. Will also sell as a single lot. Write Don B. Riley, P. O. Box 747, Jefferson City, MO 65101

Original .44 AMP, stamped Auto Mag, Pasadena, CA. Low three digit serial number, excellent condition. Price is \$500.00 or best reasonable offer. Write: James T. Hale #0204, 250 N. Milledge, Athens, GA 30601

L. E. JURRAS, CUSTOM MODEL 100 .44 AMP, Serial Number LEJ-6X. This gun has been custom tuned by me and includes exotic laminated grips, red insert front sight, black chrome rear sight and mag-na-ported. One of one hundred. \$775.00 Write L. E. Jurras, P. O. Box 163, Shelbyville, IN 46176

Original Pasadena Auto Mag, fired 30 rounds. Many factory extras. Three digit serial number; best offer over \$800.00. Contact R. S. Beal, Beal's Bullets, 170 W. Marshall Road, Lansdowne, PA 19050

FOR SALE Accessories

Blued, White Outline Rear Sight, \$18.50 exchange. Beal's Bullets #0152, 170 W. Marshall Road, Lansdowne, PA 19050

AUTO MAG: Tuning, accessories, and ammo. Loads your brass or mine, jacketed or cast. Write for current prices. Lomont Precision Bullets, 4421 S. Wayne, Ft. Wayne, IN 46807

AMMO FOR .357 and .44 AMP— Nine loads for each caliber. Guns, parts, repairs, accessories and tuning. Write for brochure to: Beal's Bullets, R.S. Beal, Jr. #0152, 170 W. Marshall Road, Lansdowne, PA 19050

AMP CLIP DEPRESSOR - Locks the magazine spring down for easy loading. Strong, light weight, stainless steel and aluminum construction; the clip depressor is a must. Postpaid at just \$7.50 each. Send check or money order to L. E. JURRAS & ASSOC., P. O. Box 163, Shelbyville, IN 46176

RETAINING RING TOOL — for easy replacement of safety plate of hold-open assembly on AMP. Postpaid \$10.95 L. E. JURRAS & ASSOC., P. O. Box 163, Shelbyville, IN 46176


RCBS .357 AMP Taper Crimp Dies \$12.00. Contact R. S. Beal, Beal's Bullets, 170 W. Marshall Road, Lansdowne, PA 19050

ZIPPO LIGHTERS — Auto Mag Club Emblem — Postpaid at \$7.50 each. Order from Club de Auto Mag Internationale, Inc., P. O. Box 400, Shelbyville, IN 46176

Wanted

Variations of the Auto Mag; Original Pasadena, North Hollywood, Jurras, High Standard, etc. Write Mike Mace, P. O. Box 302, Williamsburg, KY 40769

Variations of the Auto Mag; Original Pasadena, North Hollywood, Jurras, High Standard, etc. Call: Arnold O. Beck 405-236-3463



FFL Dealers: Join the National Association of Federally Licensed Firearms Dealers

The only organization exclusively for firearms dealers. Organized to protect, promote and expand programs and laws for the benefit of FFL dealers. Write to the Association for more information: 7001 North Clark St. Chicago, Illinois 60626.

L. E. JURRAS' AUTO MAG NEWSLETTER

Official Publication of the Club de Auto Mag Internationale, Inc. P.O. BOX 846

ROSWELL, N.M. 88201

Editor and Publisher	Lee E. Jurras
Technical Advisor	Harry Sanford
Technical Editor	George C. Nonte
Field Tests	Kent Lomont
Field Tests	J.D. Jones

All Rights Reserved

POST OFFICE BOX 400 - SHELBYVILLE, INDIANA 46176

L. E. JURRAS' AUTO MAG

NEWSLETTER

ARNOLD A. GRIGGS
4726 N. SCHWARTZ
LISLE, IL 60532
#0283