

L. E. JURRAS' AUTO MAG

VOL. 1, NO. 6 / SEPT. 1974

# NEWSLETTER

Official Publication of the Club de Auto Mag Internationale, Inc.

## PUSSER WILL BE MISSED BY ALL . .

by **GEORGE C. NONTE** #007

The massive tower of strength that stood before the assembled greats of handgunning, and delivered the principal address at the 1974 Outstanding American Handgunner award ceremony is no more. He will be sorely missed.

Buford Pusser, lawman extraordinary, gun buff, and many other things we admire and respect, died in the first hour of 21 August when his car crashed into an embankment near his home in Adamsville, Tennessee.

I never knew Buford well; our first meeting was scarcely a year ago, when Lee Jurras and I flew in to talk with him in Jackson, Tennessee. There was no missing him when we walked into the terminal - he stood out, not only as a physically big man, but more so as a **man** among all men. Looking on him for the first time, one could begin to understand - at least a little - how he had survived the maelstrom of violence that had raged about him since he took over as sheriff of McNairy County just over ten years ago.

Not a violent man by nature - even called gentle by some - Pusser owned convictions that could not be compromised. Those very convictions embroiled him in violence that resulted in his becoming sheriff at 26, and immediately confronting with badge, club, and gun, the elements and people who had already tried to kill him.

It was a vicious confrontation that produced seven attempts on his life. He collected numerous (8) bullet wounds, beatings, knife scars, and was even run down by cars. But, such was the driving force in this man, that

he never went down for any longer than it took the doctors to patch him up. The incident (if so mundane a word can be adequate) which catapulted Pusser into the national limelight was a pre-dawn ambush on 12 August '67, in which his wife was murdered and he was so severely wounded that he was still anticipating further surgical repairs shortly before his death.

The conditions Pusser faced forced him to become a gunman, a pistolero among the best, though in the beginning, he refused to even carry a gun. He killed, and not just once, in defense of the public, the people, and his own life. Some of those who died to Pusser's gun even had the first shot, but lost anyway.

It is significant that Buford Pusser did not feel that firearms contributed

to criminality. He once told me "Anybody with a clean record should be allowed to have guns. Our trouble was never with guns, but with people who were animals." Equally significant is the fact that even after being shot eight times, Pusser was still a confirmed gun buff, and was as delighted with a new sixgun or auto as you and I. The last words he spoke to me were about some heavy .44 Special handloads I'd given him for his Charter Bulldog.

Buford, the embattled and bullet-riddled sheriff of McNairy County is gone from us, but the memory of his sacrifices, suffering, and accomplishments will forever be with us.

The best tribute we can make to him is to say that we hope to hell more of his kind rise around us. **GCN**

## Rotary Bolt



by **LEE E. JURRAS**


Pardon the brevity of this column and also the delay in this month's Newsletter. As making the transitional move of being the world-wide exclusive distributor for the Auto Mag as well as setting up parts inventory and facilities for warranty and tune-up work has gotten this editor a tad behind schedule.

I have been in a rather extensive program with P&V testing in both the .357 & .44 AMP cartridges as well as prototype work with the .41 JMP. Much of the compiled P&V data to date has been in experimenting with non-canister propellents in seeking the optimum factory loading. I do not believe in publishing load data for these cartridges that has not been P&V tested

as well as function tested in several different handguns. There will be a slight delay in the October Issue so that I may complete this load data for the club members' edification.

The September/October Issue of Handloader Magazine has an excellent piece by George C. Nonte on loading for the .44 AMP and the November/December Issue will carry a piece on the .357 AMP. Both articles carry load data developed in the L. E. Jurras & Associates ballistics laboratory.

Member, Lin Trapper, d/b/a TRAPPER GUN REPAIR, 16746 - 14 Mile Road, Fraser, MI, does an excellent job of bluing the rear sight assembly of the Auto Mag. Unfortunately, this is not a simple bluing job. The stainless material must be vapor blasted, then electro activated before arriving at a full rich-black chrome appearance. For the serious handgun hunter, this is a must, to reduce glare. Send your rear sight assembly only. For the advantages it offers, it is a bargain at \$7.50 plus postage. **LEJ**



## CASE TRIMMING THE .357 AMP.

by J. D. Jones #005

Trimming .44 AMP cases after forming them to .357 AMP is just plain work. Having a Forster Case Trimmer with most pilots, it seemed that setting it up to be power operated would be a snap. Initially, it was to be a two way set-up to be operated in a vise or in a drill stand.


A "L" measuring 10"x6½" was fabricated from 2¼"x¾" stock. A 6x2x¼" plate was welded inside the "L". Four holes were drilled and tapped to match the existing holes in the Forster base.

Used in a drill stand or press the 6½ inch leg of the "L" is clamped to the base after proper alignment with the drill is made. Figuring the proper dimensions of the legs of the "L" and where to mount the Forster tool will depend on the dimensions of the drill stand to be used.

The Forster tool itself is converted by simply removing the handle and making a threaded socket to fit the end of the cutter shaft. The opposite end of the socket should be turned down to fit a ¼".

Using the Forster in a drill press or stand is considerable slower than using it in a vise. Setting it up in a vise, processing 10 cases a minute for extended periods is easily achieved. Believe me, its the only way to make brass for something like the .357 AMP or to trim large quantities of any caliber.

A lightweight drill should be used. The cutter rotates through a 1¼" bear-



ing alignment part and should be lubricated with a heavy grease. I use Molub-Alloy with complete satisfaction. Trimming 500 cases should not warm the unit to more than a few degrees above room temperature.

The adjustment set screw to control trim length is pointed and should be filed flat before use or it will wear and cases will be trimmed progressively shorter. A surplus of lubricant should be used on this wear point.

In use, simply place the case in the trimmer, press the trigger on the drill and press it against the end of the case. Just a touch does the job.

In the event the cutter dulls, it's a simple job to sharpen it with a stone.

To speed things up even more, an RCBS deburring tool was chucked in a lathe and the center cut down to ¼". It was then cut in half. Inside deburring works best by simply placing the drill in a drill stand and turning it on. Pick up a case, press it against the deburring tool and it's done. Twenty to twenty-five cases per minute production is easily achieved.

Outside deburring can be dangerous. Use caution till you're sure of yourself. The best method I know of is to adjust the workplate and deburring tool to just barely touch for alignment purposes. Place the case on the workplate with the left hand. Do not release the case. Activate the deburring tool and lower it until it stops. Hold it in place. Then raise the case against the rotating deburring tool. When the case is properly deburred, it is readily visible.

A bit of chatter is normal in outside deburring and results in a rough ap-


pearance. For about \$10.00 high speed outside deburring tools are available through industrial supply houses. JDJ

## AMC WINDBREAKER



Support your club with the Auto Mag windbreaker. Yellow with black letters and trim, 100% - 200 denier nylon. Knit collar, cuff and waistband. Post-paid, \$17.50 each in sizes S,M,L, and XL.

CLUB DE AUTO MAG INTERNAT'L  
P. O. Box 400 • Shelbyville, IN 46176



ART VALENTZ #0372, Houston, Texas is shown with a nice javelina taken at 85 yards. Art used his 6½" .44 AMP, with an 180 gr. JHP/33.0 gr. WW 296.


**PRECISIONEERED®**  
**RELOADER**  
 Quality reloads begin with RCBS!  
**RCBS®**  
 INCORPORATED  
 P.O. BOX 1919 • OROVILLE, CAL. 95965

**G.C. Nonte & Associates**  
**- FIREARMS CONSULTANTS -**  
 1227-D W. Glen Ave. Telephone  
 Peoria, Ill. 61614 309-691-9612

**SUPER  
 VEL** *the cartridge choice  
 of handgun hunters world wide!*

SUPER VEL CARTRIDGE CORP.  
 P.O. BOX 40 • SHELBYVILLE, INDIANA 46176 • USA

# Letters



Excerpted -


Also - I would like to add a few pages (? edit if necessary!!) for the benefit of those frustrated owners of the magnificent Auto Mag Pistol. First and foremost, do not be discouraged by first firings. These are almost always done with CDM ammunitions which are entirely inadequate for reliable functioning of your pistol. They will shoot very accurately at 25 yards if loaded singularly (1½" - 10 shots). If you are not a handloader, become one or find a friend who is. There are many wonderful loads available which will shoot fantastically and function perfectly. My own pistol has had only a few rounds fired through it, but my records indicate I have loaded 2350

rounds of .44 Auto Mag. I am one of those friends who handloads! For those of you desiring Mag-Na-Porting, it is only 12 days away from you. That is exactly how long it took for my own barrel to be ported and returned to me. You may mail direct. If you are recoil shy and are not willing to work at overcoming the malady (the writer is a confirmed sissy, weighs 150 lbs. and can fire 100 yard, six-inch groups offhand repeatedly with his 460 Weatherby. It is a matter of ear muffs and attitude) you should use your Auto Mag for impressing your unknowing friends and day dreams. Don't get rid of it!! It is a glorious piece of metal and will give you untold hours of satisfaction just taking it apart and cleaning it. That's all for now friends and fellow club members. I hope I have relieved (?) some of your frustrations. If not, feel free to write me at the address given. If I cannot help you, at least I can entertain you. Good Shooting.

Sincerely,

A. "Bob" Baker Price #393  
 410 Sherwood Drive  
 Brentwood, CA 94573

**EDITOR'S NOTE: A very refreshing letter from a serious Auto Mag owner and shooter that reflects the views of many.**



Have you ever wrestled with the retaining rings on the safety plate or the hold-open assembly of your Auto Mag? If so, you'll realize how valuable this little tool can be. Simply start the retaining ring on the tapered end of the bit, invert in handle, presto! That's it. No more cussing or scratches on the frame. Postpaid \$10.95.

L. E. JURRAS & ASSOCIATES • P. O. BOX 163 • SHELBYVILLE, IN 46176

# Classified

Use of the Classified Ad Section is free to all Club de Auto Mag Internationale members. Non-members may advertise at the following rates: To 15 words per issue - \$4.00; To 30 words - \$7.50. Please contact our Advertising Dept. for multiple issue or special display advertising rates.

## FOR SALE

**AUTO MAG SHOULDER PATCH** Swiss embroidered 5" shoulder patch, \$2.50 each; order thru the Club de Auto Mag Internationale, P.O. Box 400, Shelbyville, IN 46176

**PASADENA .44 AUTO MAGS.**, Serial No's A00576, A00577. Factory engraved on barrels and magazines. Never fired. Attache' cases, accessories and correspondence \$1,200.00. W. C. Becks #0337 - P. O. Box 45083 - Westlake OH 44145

**ORIGINAL .44 AMP**, stamped Auto Mag, Pasadena, CA, low three digit S/N, excellent condition. Price is \$440.00. Write: Maj. Buzz Chamblee #002 - 11 Fay Drive - Enon, OH 45323

**ORIGINAL AUTO MAG PLASTIC CARTRIDGE BOXES.** Postpaid at \$.75 each. Lomont Precision Bullets, 4421 S. Wayne, Ft. Wayne, IN 46807

**ZIPPO LIGHTERS:** Auto Mag Club emblem. Postpaid at \$7.50 each. Order from Club de Auto Mag Internationale, Inc. - P. O. Box 400, Shelbyville, IN 46176

**LAMINATED WOOD GRIPS FOR AUTO MAG:** These are the same type grips used on the L. E. Jurras Custom Mod. 100 Series. \$37.50 per pair. Available thru L. E. Jurras & Associates - P. O. Box 163 - Shelbyville, IN 46176

**AMP CLIP DEPRESSOR:** Locks the magazine spring down for easy loading. Strong, lightweight, stainless-steel and aluminum construction; the clip depressor is a must. Postpaid at just \$6.95 each. Send check or money order to: L.E. Jurras & Associates, P.O. Box 163, Shelbyville, IN 46176

**AMMO FOR .357 AMP and .44 AMP;** nine loads for each caliber. Guns, Parts, Repairs, Accesories and Tuning. Write for brochure to: Beal's Bullets, R.S. Beal, Jr. #0152 - 170 W. Marshall Rd. - Lansdowns, PA 1905;

**Ammo for .357 AMP and .44 AMP;** nine loads for each caliber. Guns, Parts, Repairs, Accesories and Tuning. Write for brochure to Beal's Bullets, R. S. Beal, Jr #0152 - 170 W. Marshall Rd., Lansdowns, PA 19050

**RETAINING RING TOOL** for easy replacement of safety plate or hold-open assembly on AMP. Postpaid \$10.95. L. E. JURRAS & ASSOCIATES, P. O. Box 163, Shelbyville, IN 46176.

**TAPER CRIMP DIES** for the .357 AMP hand-loader. Makes existing RCBS 3-die set and 4-die set. Same specs as Super Vel factory die. \$7.50 each, postpaid. Write L. E. Jurras & Associates - p.o. box 163 - Shelbyville, IN 46176

**BACK ISSUES OF THE AUTO MAG NEWSLETTER.** \$1.00 EACH. AVAILABLE THRU CLUB DE AUTO MAG INTERNATIONALE, P.O. BOX 400, SHELBYVILLE, IN 46176

**NOTICE TO AUTO MAG CLUB MEMBERS:** 10% DISCOUNT ON PARTS; 5% DISCOUNT ON BARREL EXTENSIONS AND HOLSTER: ALL OTHER ITEMS LIST ONLY. AVAILABLE THRU L.E. JURRAS & ASSOCIATES - SHELBYVILLE, IN 46176

## WANTED

One set of early style full-checked black plastic grips for the Auto Mag. Please contact E.R. Mutascio #0362, 17171 Bolsa Chica, Apt. 62, Huntington Beach, CA 92647

## Shoulder Patch



**SUPPORT YOUR CLUB WITH A AUTO MAG SHOULDER PATCH.** SWISS EMBROIDERED 5", \$2.50 EA.; ORDER THROUGH THE CLUB DE AUTO MAG INTERNATIONALE, P. O. BOX 400, SHELBYVILLE, IN 46176.

### L.E. JURRAS' AUTO MAG NEWSLETTER

Official Publication of the  
Club de Auto Mag Internationale, Inc.  
P.O. BOX 400 • SHELBYVILLE, IN 46176


Editor and Publisher	Lee E. Jurras
Technical Advisor	Harry Sanford
Technical Editor	George C. Nonte
Field Tests	Kent Lomont
Field Tests	J.D. Jones

All Rights Reserved  
Postage Paid at Shelbyville, IN 46176

Designed and printed by LITHOGRAPHICS, INC. - Shelbyville, Ind. 46176 - (317) 392-3590

## L. E. JURRAS' AUTO MAG NEWSLETTER

POST OFFICE BOX 400 - SHELBYVILLE, INDIANA 46176



ARNOLD A. GRIGGS  
4726 N. SCHWARTZ  
LISLE, IL 60532  
#0283

