

# DOPE

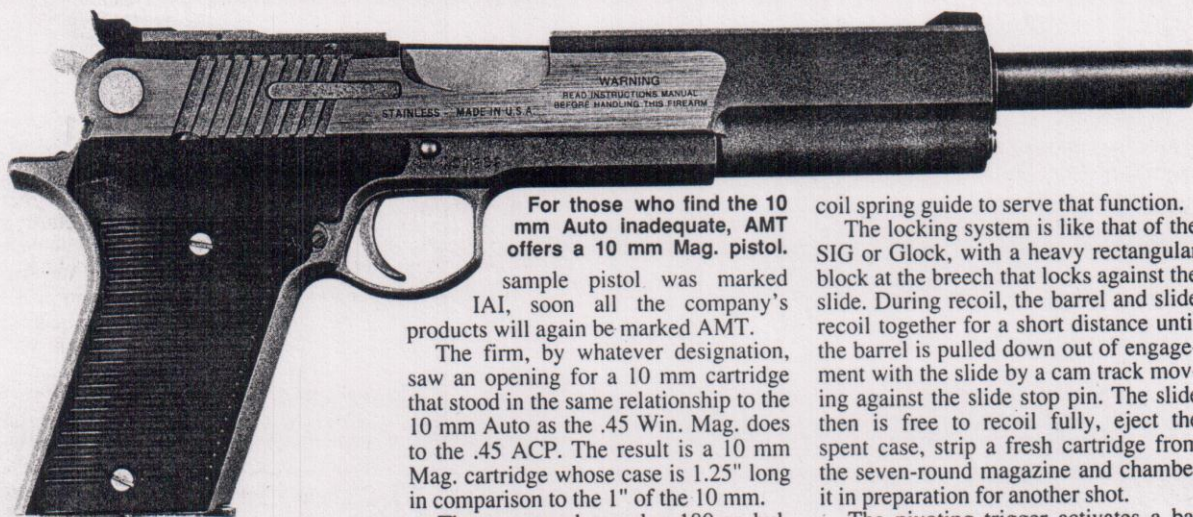
## B A G

*Dope Bag is compiled by Staff and Contributing Editors: Dave Andrews, Hugh C. Birnbaum, Russ Carpenter, William C. Davis, Jr., Pete Dickey, W.H.J. Chamberlain, Roy Dunlap, Charles Fagg, Robert W. Hunnicutt, Ron Key-sor, Dennis Marshall, Edward A. Matunas, Charles E. Petty, Robert B. Pomeranz, O.D., Peter Reiff, Charles R. Suydam and A.W.F. Taylerson.*

**CAUTION:** Technical data and information contained herein are intended to provide information based upon the limited experience of individuals under specific conditions and circumstances. They do not detail the comprehensive training, proce-

dures, techniques and safety precautions which are absolutely necessary to properly carry on similar activity. **READ THE NOTICE AND DISCLAIMER ON THE CONTENTS PAGE OF THIS MAGAZINE. ALWAYS CONSULT COMPREHENSIVE REFERENCE MANUALS AND BULLETINS FOR DETAILS OF PROPER TRAINING REQUIREMENTS, PROCEDURES, TECHNIQUES AND SAFETY PRECAUTIONS BEFORE ATTEMPTING ANY SIMILAR ACTIVITY.**

## AMT/IAI Automag IV



For those who find the 10 mm Auto inadequate, AMT offers a 10 mm Mag. pistol.

A sample pistol was marked IAI, soon all the company's products will again be marked AMT.

The firm, by whatever designation, saw an opening for a 10 mm cartridge that stood in the same relationship to the 10 mm Auto as the .45 Win. Mag. does to the .45 ACP. The result is a 10 mm Mag. cartridge whose case is 1.25" long in comparison to the 1" of the 10 mm.

The new round propels a 180-gr. bullet at more than 1600 f.p.s., producing energies in the .41 Mag. range, making it usable for game up to deer size and, obviously, for personal defense purposes.

The vehicle for the new round is the Automag IV, a fairly conventional, if outsized, recoil-operated autoloading pistol.

The pistol is a melange of design features from many sources. At the front is a Government Model-style barrel bushing that snugs up against an outward-tapering barrel section. Instead of the 1911-type recoil spring plug, however, there is a full-length re-

coil spring guide to serve that function.


The locking system is like that of the SIG or Glock, with a heavy rectangular block at the breech that locks against the slide. During recoil, the barrel and slide recoil together for a short distance until the barrel is pulled down out of engagement with the slide by a cam track moving against the slide stop pin. The slide then is free to recoil fully, eject the spent case, strip a fresh cartridge from the seven-round magazine and chamber it in preparation for another shot.

The pivoting trigger activates a bar

**T**HERE are those to whom a little more is always a good thing, and it was inevitable that, at the same time the 10 mm bullet found a downscaled application in the .40 S&W cartridge, someone would find a way to upscale its velocity, too.

The someone in this case is fast-moving pistol maker AMT, a firm that also has produced pistols under the name Irwindale Arms, Inc. A full recounting of the legal process that led to the IAI trademark and back to AMT would take more space than we have here, but suffice it to say guns bearing the two marks are made in the same factory and that although our

At a case length of 1¼", the 10 mm Mag. dwarfs the still robust 1"-long 10 mm Auto case.



The 10 mm Mag. proved a lot more pleasant to shoot than had been anticipated—recoil is less than some 10 mm Autos.



## AMT AUTOMAG IV

**Manufacturer:** Arcadia Machine & Tool, 6226 Santos Diaz, Irwindale, Calif. 91702

**Mechanism Type:** recoil-operated semi-automatic

**Caliber:** 10 mm Mag. (tested), .45 Win. Mag.

**Overall Length:** 12<sup>13</sup>/<sub>16</sub>"

**Barrel Length:** 8<sup>5</sup>/<sub>8</sub>"

**Weight:** 55 ozs.

**Width:** 1<sup>7</sup>/<sub>16</sub>"

**Height:** 5<sup>9</sup>/<sub>16</sub>"

**Magazine Capacity:** 7

**Trigger:** single stage, 4 lbs. pull

**Sights:** Patridge front, rear adjustable for windage and elevation

**Price:** \$629

that runs under the right grip panel, pulling the sear forward to allow the hammer to fall. The disconnecter is a bump on the trigger bar that extends into a cut in the right rear of the slide when that part is in battery.

The safety is a rotating half-drum that blocks the hammer from contacting the firing pin when it is depressed. The extractor is a pivoting hook in the right side of the slide behind the ejection port.

Disassembly of the Automag IV is simple in concept, but we found it a

tory ammunition and handloads provided by AMT. As received, the gun was plagued by faulty magazines that dropped the magazine floor plate on the last round. We returned the pistol to the manufacturer and received it back with new magazines that cured the problem.

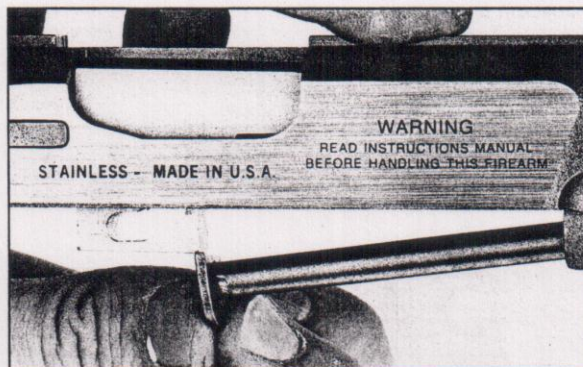
Given the pistol's looks and the size of the 10 mm Mag. cartridge, we expected a lot of recoil and muzzle blast.

## Accuracy Results Five Consecutive 5-Shot Groups at 25 Yds. Fired From Sandbags

10 mm Mag. Cartridge	Vel. @15' (f.p.s.)	Smallest (ins.)	Largest (ins.)	Average (ins.)
AMT 180-gr. XTP/HP	1680 Avg. 18 Sd	2.42	3.92	3.49
AMT case, Win. WLP primer, 26 grs. Win. 296 powder, 180-gr. Hornady XTP/HP bullet	1638 Avg. 25 Sd	2.98	4.05	3.51

Sd (standard deviation)

Average Extreme Spread 3.50




The Automag IV's recoil spring guide is long and is somewhat tricky to extract (recoil spring was removed for clarity).

We were surprised to find that the Automag IV is really quite easy and pleasant to shoot. Recoil is a lot less painful than that of other standard-weight pistols chambered for the conventional 10 mm Auto cartridge.

Muzzle flash was quite intense on our indoor test range, but this won't be much of a problem for the hunting uses for which the gun would seem to be most useful.

The AMT Automag IV, then, provides the selfloader fancier a gun that equals or betters the performance of .41 Mag. revolvers.



Disassembly generally follows that of the M1911-series of pistols. The sample pistol's bushing was tight.

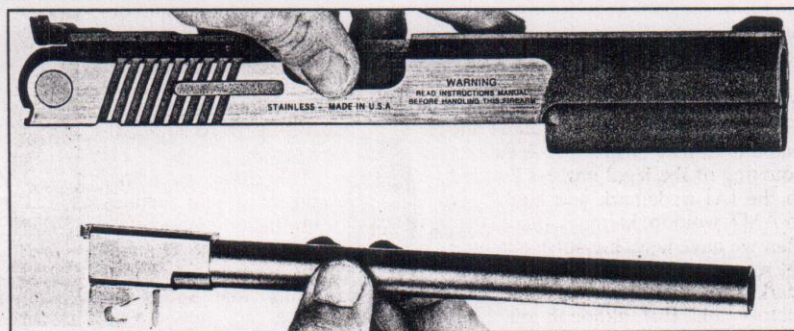


chore because of the very tight fit of the barrel bushing. To begin, ensure the pistol is unloaded, remove the magazine and retract the slide approximately 1". Press the slide stop out from right to left, then allow the slide/barrel assembly to move forward off the frame.

The barrel bushing is then removed in conventional M1911 fashion and the recoil spring plug, spring and guide are pulled out. The barrel then can be withdrawn to the rear out of the slide.

Reassembly is in reverse order; be sure to press the ejector down out of the path of the slide.

The Automag IV was fired with fac-



The 8<sup>5</sup>/<sub>8</sub>" barrel extends well beyond the front of the Automag IV's slide. While some won't like the look, many will like the high velocity it helps attain. It can drive a 180-gr. bullet at above 1600 f.p.s., affording sufficient energy for some hunting uses.